



**A COMPLETE PHONICS RESOURCE
TO SUPPORT CHILDREN**

**Teach reading:
change lives**

Parent workshop: Phonics Screening Check





Phonics is:

making connections between the sounds
of our spoken words and the letters that
are used to write them down.



Little Wandle Letters and Sounds Revised



Our school uses *Little Wandle Letters and Sounds Revised* as our systematic, synthetic phonics (SSP) programme to teach early reading and spelling.



What does phonics look like at school?



Every child takes part in a 20/25 minute phonics session every day. The phonics groups are carefully planned so that your child is learning from exactly where they need.

In a phonics lesson, children will learn a new sound or they will rehearse and re-cap a sound that they have previously learnt. They will also practise reading new words, oral blending, read or write a sentence and practice spelling words.

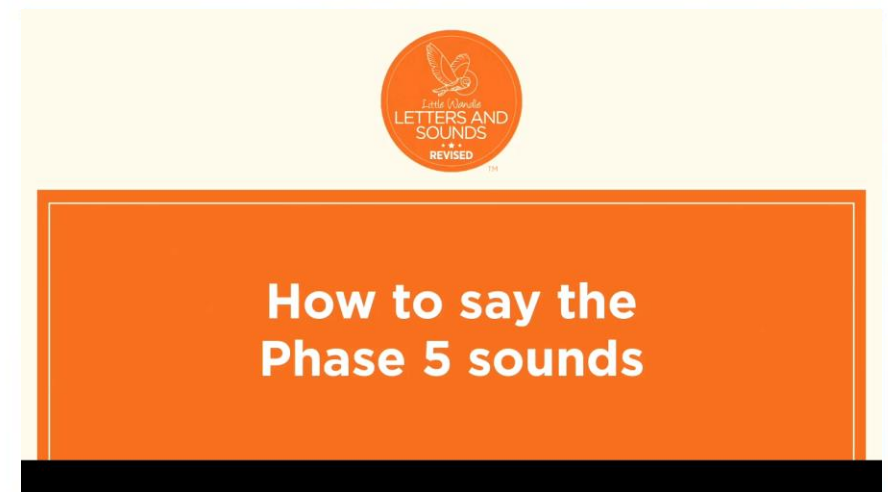


What your child been taught so far

Your child has been taught most of Phase 5, they know:

- new graphemes for the Phase 2 and 3 sounds
- that the same grapheme can have alternative pronunciations.

The 'Grow the code' lessons support children with reading and spelling these alternative spellings.



How we teach Phase 5



Phonics Screening Check

This term we are preparing for the Phonics Screening Check







What is the Phonics Screening Check?

- It is a quick check of your child's phonics knowledge.
- It is **not** designed to create any stress or anxiety for your child.
- It assesses decoding skills using phonics.
- It consists of 40 words (20 real words, 20 'alien words').

If children do not achieve the required score in Year 1, they will retake the screening at the end of Year 2.

Section 1

sut	
yad	
dop	
uct	

Page 3 of 24

Section 1

shop
yell
peel
check

Page 9 of 24

How does the check work?

- Your child will sit with a member of staff that they know.
- They will be asked to read 40 words aloud (20 real words and 20 ‘alien words’).
- This takes just a few minutes to complete, but there is no time limit.
- If your child is struggling, the teacher will stop.
- It has been carefully designed not to be stressful for your child.


The check is completed throughout the country for all Year 1 pupils and Year 2 retakes during the week commencing 10th June 2024.

2023 national curriculum assessments

Key stage 1

Phonics screening check

Pupils' materials



What are 'alien words'?



Why we teach alien words
for Phonics Screening Check



A quick guide to alien words

'Alien words' recap



- The check will contain 20 'alien words'.
- The children will be familiar with alien words and will start to read them this term.
- Alien words assess children's decoding skills and are used in lessons for the purpose of preparing for the Phonics Screening Check **only**.
- Children cannot read these words by using their memory or known vocabulary, so they have to use their decoding skills. This is a fair way to assess their ability to decode.
- The Phonics Screening Check will be administered in June.

Screening Guidance



Children are not given any support to read the words in the check; however, the following guidance is accepted:

- Children self-correcting
- Children sounding out each letter before reading the word
- Children reading the words without sounding out each letter
- Children reading the words in their accent
- Children's typical speech is also considered

Reporting to Parents



By the end of the summer term, all schools must report each child's results to their parents. They will also confirm if the child has met the standard threshold. Children who do not achieve the expected level will retake the test when they are in Year 2.

The typical pass mark for the check is 32 out of 40; however, you will just be informed as to whether your child has met or has not met the standard threshold.





How will the results be used?

Schools will use the results of the Phonic Screening Check to identify which children need extra support with their reading in Year 2.

Schools will also use the data to analyse their own performance and Ofsted will use this information in inspections.

How will we help to prepare your child at school?



- Your child will take part in the Phonic Screening Check with a familiar adult.
- The check is completed in a similar way to how we do our own half termly phonics assessments. Your child will not realise that they are taking part in a 'test'.
- Every child has taken part in a mock check already, so they are familiar with the format.
- We will continue with our daily phonics lessons, as well as repeated practice for any children who require additional support.
- Children who we have identified as needing extra support will also read more frequently with a familiar adult at school through a daily intervention.

The most important thing you can do is read with your child





Reading a book and chatting had a positive impact a year later on children's ability to...

- understand words and sentences
- use a wide range of vocabulary
- develop listening comprehension skills.

The amount of books children were exposed to by age 6 was a positive predictor of their reading ability two years later.

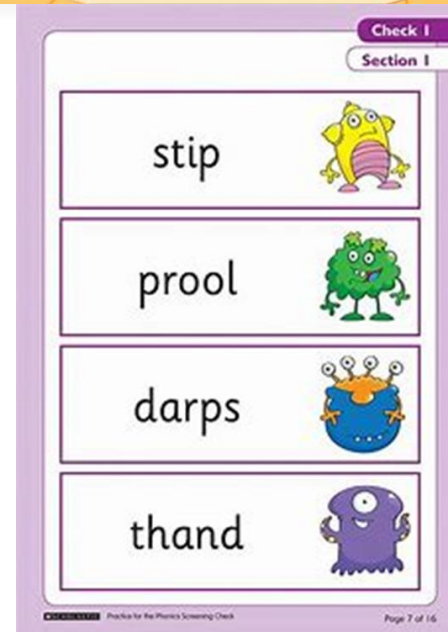

Books going home



Listening to your child read their phonics book and practicing alien words



- Your child should be able to read their book without your help.
- If they can't read a word read it to them.
- Talk about the book and celebrate their success.
- Encourage your child to spot digraphs and trigraphs.
- Practice alien words provided by your class teacher.









Any questions?

Take a look...



Check 1
Section 1

stip	
prool	
darps	
thand	

Phonics for the Phonics Screening Check Page 7 of 16

On your table, you will find some examples of previous year's checks.